

**From Order Intelligence to
Intelligent Business Rules:
Side-by-side Comparison**



Quick Reference Guide

Then and Now

If you are a North American supplier migrating from legacy Order Intelligence to GHX's next-generation tool, Intelligent Business Rules, you may need a few tips on how to get acclimated to the enhanced Intelligent Business Rules user experience and interface.

As you go through the process of clearing your parked purchase orders (POs), see a side-by-side comparison of some of the things you saw and did in Order Intelligence versus some of the things you'll see and do *now* in Intelligent Business Rules, including:

- Log in to Intelligent Business Rules
- Find parked POs and set landing page preferences
- Review parked POs
- Correct PO line data by creating Mappings (formerly Item Rules)
- Clear POs through specific actions (Release, Force Release, Stop, and Reject)
- Manage Mappings
- Manage Validation Rules (formerly Parking Rules)
- View audit details

How Do I Log In to Intelligent Business Rules?

Order Intelligence (legacy)

Compliance & Credentialing
Manage vendor credentialing requirements, regulatory compliance reporting, and facility access
Vendor Manager
Compliance Document Manager

My Exchange
Single eCommerce platform to manage the life-cycle of an order from purchase order (PO) to payment in collaboration with your trading partners
Order Intelligence
Invoices
Orders
CI-OO Health
Transactions

Contracting
Manage the complete contracting workflow, from validation of vendors, negotiation and approval workflow through price exception resolution
Contract Manager Xpert
Price Align
CCXpert

Received Date	PO #	Reason Parked	Account #	Facility	Order Type	PO Cost	Order Channel	Vendor
Mar 16, 2021 6:52 AM PDT	Demo-0182723	UOM JD	555TEST	Nome Community Hospital	Drop Ship	\$2,554.99	Integrated	Anvik Me
Mar 16, 2021 6:52 AM PDT	Demo-0182730	Rush, low, high	555TEST	Nome Community Hospital	Purchase Order	\$18.16	Integrated	Anvik Me
Mar 16, 2021 6:52 AM PDT	Demo-0182731	price	555TEST	Nome Community Hospital	Purchase Order	\$68.28	Integrated	Anvik Me
Mar 16, 2021 6:52 AM PDT	Demo-0182728	UOM JD	555TEST	Nome Community Hospital	Rush Order	\$4,189.20	Integrated	Anvik Me
Mar 16, 2021 6:52 AM PDT	Demo-0182728	Rush, low, high	555TEST	Nome Community Hospital	Purchase Order	\$3,891.28	Integrated	Anvik Me
Mar 16, 2021 6:52 AM PDT	Demo-0182732	Rush, low, high	555TEST	Nome Community Hospital	Purchase Order	\$259.32	Integrated	Anvik Me
Mar 16, 2021 6:52 AM PDT	Demo-0182727	Consignment	555TEST	Nome Community Hospital	Consignment Order	\$2,276.09	Integrated	Anvik Me
Mar 16, 2021 4:52 AM PDT	Demo-0182721	UOM JD	555TEST	Nome Community Hospital	Rush Order	\$4,189.20	Integrated	Anvik Me
Mar 16, 2021 4:52 AM PDT	Demo-0182724	Rush, low, high	555TEST	Nome Community Hospital	Purchase Order	\$259.32	Integrated	Anvik Me
Mar 16, 2021 4:52 AM PDT	Demo-0182725	UOM JD	555TEST	Nome Community Hospital	Drop Ship	\$2,554.99	Integrated	Anvik Me
Mar 16, 2021 4:52 AM PDT	Demo-0182729	Rush, low, high	555TEST	Nome Community Hospital	Purchase Order	\$3,891.28	Integrated	Anvik Me
Mar 16, 2021 4:52 AM PDT	Demo-0182723	price	555TEST	Nome Community Hospital	Purchase Order	\$68.28	Integrated	Anvik Me
Mar 16, 2021 4:52 AM PDT	Demo-0182722	Rush, low, high	555TEST	Nome Community Hospital	Purchase Order	\$18.16	Integrated	Anvik Me
Mar 16, 2021 4:52 AM PDT	Demo-0182718	Consignment	555TEST	Nome Community Hospital	Consignment Order	\$2,276.09	Integrated	Anvik Me
Mar 16, 2021 2:52 AM PDT	Demo-0182712	Rush, low, high	555TEST	Nome Community Hospital	Purchase Order	\$3,891.28	Integrated	Anvik Me
Mar 16, 2021 2:52 AM PDT	Demo-0182717	UOM JD	555TEST	Nome Community Hospital	Drop Ship	\$2,554.99	Integrated	Anvik Me
Mar 16, 2021 2:52 AM PDT	Demo-0182711	Consignment	555TEST	Nome Community Hospital	Consignment Order	\$2,276.09	Integrated	Anvik Me
Mar 16, 2021 2:52 AM PDT	Demo-0182713	UOM JD	555TEST	Nome Community Hospital	Rush Order	\$4,189.20	Integrated	Anvik Me
Mar 16, 2021 2:52 AM PDT	Demo-0182715	price	555TEST	Nome Community Hospital	Purchase Order	\$68.28	Integrated	Anvik Me
Mar 16, 2021 2:52 AM PDT	Demo-0182714	Rush, low, high	555TEST	Nome Community Hospital	Purchase Order	\$18.16	Integrated	Anvik Me
Mar 16, 2021 2:52 AM PDT	Demo-0182716	Rush, low, high	555TEST	Nome Community Hospital	Purchase Order	\$259.32	Integrated	Anvik Me
Mar 16, 2021 12:52 AM PDT	Demo-0182709	UOM JD	555TEST	Nome Community Hospital	Drop Ship	\$2,554.99	Integrated	Anvik Me
Mar 16, 2021 12:52 AM PDT	Demo-0182705	UOM JD	555TEST	Nome Community Hospital	Rush Order	\$4,189.20	Integrated	Anvik Me
Mar 16, 2021 12:52 AM PDT	Demo-0182708	Rush, low, high	555TEST	Nome Community Hospital	Purchase Order	\$259.32	Integrated	Anvik Me
Mar 16, 2021 12:52 AM PDT	Demo-0182706	Rush, low, high	555TEST	Nome Community Hospital	Purchase Order	\$18.16	Integrated	Anvik Me
Mar 16, 2021 12:51 AM PDT	Demo-0182707	price	555TEST	Nome Community Hospital	Purchase Order	\$68.28	Integrated	Anvik Me
Mar 16, 2021 12:51 AM PDT	Demo-0182703	Consignment	555TEST	Nome Community Hospital	Consignment Order	\$2,276.09	Integrated	Anvik Me
Mar 16, 2021 12:51 AM PDT	Demo-0182704	Rush, low, high	555TEST	Nome Community Hospital	Purchase Order	\$3,891.28	Integrated	Anvik Me
Mar 15, 2021 10:52 PM PDT	Demo-0182695	Consignment	555TEST	Nome Community Hospital	Consignment Order	\$2,276.09	Integrated	Anvik Me
Mar 15, 2021 10:52 PM PDT	Demo-0182698	Rush, low, high	555TEST	Nome Community Hospital	Purchase Order	\$18.16	Integrated	Anvik Me
Mar 15, 2021 10:51 PM PDT	Demo-0182701	UOM JD	555TEST	Nome Community Hospital	Drop Ship	\$2,554.99	Integrated	Anvik Me
Mar 15, 2021 10:51 PM PDT	Demo-0182700	Rush, low, high	555TEST	Nome Community Hospital	Purchase Order	\$259.32	Integrated	Anvik Me

Instead of logging in to your GHX account and clicking **Order Intelligence** under **My Exchange** ...

Intelligent Business Rules (new)

Compliance & Credentialing
Manage vendor credentialing requirements, regulatory compliance reporting, and facility access
Vendor Manager
Compliance Document Manager

My Exchange
Single eCommerce platform to manage the life-cycle of an order from purchase order (PO) to payment in collaboration with your trading partners
Orders
Notifications
Transactions

Contracting
Manage the complete contracting workflow, from validation of vendors, negotiation and approval workflow through price exception resolution
Contract Manager Xpert
Price Align
CCXpert

GHX Orders
DASHBOARD **ORDERS** CATALOG MANAGE MAPPINGS BUSINESS RULES REPORTS ANALYTICS

Quick Clicks
Received: Last 3 Months
Supplier: Supplier
Work Lists
Orders 1814
BY CHANNEL (1814)
Exchange 1814
BY STATUS (1448)
Unconfirmed POs 603
Parked POs 841
Stopped POs 4

Search for PO #, Invoice #
1 to 50 of 841 Orders
0 Orders selected
Rows per page: 50
1 - 50 of 841

Flagged	PO #	Ship To Account #	Received Date	Buyer Organization	Supplier	Parked Reason
>	IBRDEMO-0019452	700971345	12-30-2020 08:22 AM	IBR Demo Provider	IBR Demo Supplier2	PO Parked by Catalog Va
>	IBRDEMO-0019453	700971345	12-30-2020 08:22 AM	IBR Demo Provider	IBR Demo Supplier2	PO Parked by Catalog Va
>	IBRDEMO-0019454	700971345	12-30-2020 08:22 AM	IBR Demo Provider	IBR Demo Supplier2	PO Parked by Catalog Va
>	IBRDEMO-0019459	700971345	12-30-2020 02:22 PM	IBR Demo Provider	IBR Demo Supplier2	PO Parked by Catalog Va
>	IBRDEMO-0019457	700971345	12-30-2020 02:22 PM	IBR Demo Provider	IBR Demo Supplier2	PO Parked by Catalog Va
>	IBRDEMO-0019458	700971345	12-30-2020 02:22 PM	IBR Demo Provider	IBR Demo Supplier2	PO Parked by Catalog Va
>	IBRDEMO-0019464	700971345	12-30-2020 08:22 PM	IBR Demo Provider	IBR Demo Supplier2	PO Parked by Catalog Va
>	IBRDEMO-0019463	700971345	12-30-2020 08:22 PM	IBR Demo Provider	IBR Demo Supplier2	PO Parked by Catalog Va
>	IBRDEMO-0019462	700971345	12-30-2020 08:22 PM	IBR Demo Provider	IBR Demo Supplier2	PO Parked by Catalog Va
>	IBRDEMO-0019467	700971345	12-31-2020 02:22 AM	IBR Demo Provider	IBR Demo Supplier2	PO Parked by Catalog Va
>	IBRDEMO-0019469	700971345	12-31-2020 02:22 AM	IBR Demo Provider	IBR Demo Supplier2	PO Parked by Catalog Va
>	IBRDEMO-0019468	700971345	12-31-2020 02:22 AM	IBR Demo Provider	IBR Demo Supplier2	PO Parked by Catalog Va

Log in and click **Orders** under **My Exchange**. Intelligent Business Rules is integrated into My Exchange Orders, so you will no longer see the legacy Order Intelligence page as shown on the left. Once on the **Orders** page, note that the name Intelligent Business Rules does not appear on screen. Instead, you'll see new tabs at the top: **Catalog**, **Manage Mappings**, and **Business Rules**. That indicates you're in the right place to begin managing your parked POs.

How Do I Find My Parked POs and Set Preferences?

Order Intelligence (legacy)

Received Date	PO #	Reason Parked	Account #	Facility	Order Type	PO Cost	Order Channel	Vendor
Mar 16, 2021 6:52 AM PDT	Demo-0182733	UOM JD	555TEST	Nome Community Hospital	Drop Ship	\$2,554.99	Integrated	Anvik Me
Mar 16, 2021 6:52 AM PDT	Demo-0182730	Rush, low, high	555TEST	Nome Community Hospital	Purchase Order	\$18.16	Integrated	Anvik Me
Mar 16, 2021 6:52 AM PDT	Demo-0182731	price	555TEST	Nome Community Hospital	Purchase Order	\$588.28	Integrated	Anvik Me
Mar 16, 2021 6:52 AM PDT	Demo-0182729	UOM JD	555TEST	Nome Community Hospital	Rush Order	\$4,189.20	Integrated	Anvik Me
Mar 16, 2021 6:52 AM PDT	Demo-0182728	Rush, low, high	555TEST	Nome Community Hospital	Purchase Order	\$3,891.28	Integrated	Anvik Me
Mar 16, 2021 6:52 AM PDT	Demo-0182732	Rush, low, high	555TEST	Nome Community Hospital	Purchase Order	\$259.32	Integrated	Anvik Me
Mar 16, 2021 6:52 AM PDT	Demo-0182727	Consignment	555TEST	Nome Community Hospital	Consignment Order	\$2,276.09	Integrated	Anvik Me
Mar 16, 2021 4:52 AM PDT	Demo-0182721	UOM JD	555TEST	Nome Community Hospital	Rush Order	\$4,189.20	Integrated	Anvik Me
Mar 16, 2021 4:52 AM PDT	Demo-0182724	Rush, low, high	555TEST	Nome Community Hospital	Purchase Order	\$259.32	Integrated	Anvik Me
Mar 16, 2021 4:52 AM PDT	Demo-0182725	UOM JD	555TEST	Nome Community Hospital	Drop Ship	\$2,554.99	Integrated	Anvik Me
Mar 16, 2021 4:52 AM PDT	Demo-0182720	Rush, low, high	555TEST	Nome Community Hospital	Purchase Order	\$3,891.28	Integrated	Anvik Me
Mar 16, 2021 4:52 AM PDT	Demo-0182723	price	555TEST	Nome Community Hospital	Purchase Order	\$588.28	Integrated	Anvik Me
Mar 16, 2021 4:52 AM PDT	Demo-0182722	Rush, low, high	555TEST	Nome Community Hospital	Purchase Order	\$18.16	Integrated	Anvik Me
Mar 16, 2021 4:52 AM PDT	Demo-0182719	Consignment	555TEST	Nome Community Hospital	Consignment Order	\$2,276.09	Integrated	Anvik Me
Mar 16, 2021 2:52 AM PDT	Demo-0182712	Rush, low, high	555TEST	Nome Community Hospital	Purchase Order	\$3,891.28	Integrated	Anvik Me
Mar 16, 2021 2:52 AM PDT	Demo-0182717	UOM JD	555TEST	Nome Community Hospital	Drop Ship	\$2,554.99	Integrated	Anvik Me
Mar 16, 2021 2:52 AM PDT	Demo-0182711	Consignment	555TEST	Nome Community Hospital	Consignment Order	\$2,276.09	Integrated	Anvik Me
Mar 16, 2021 2:52 AM PDT	Demo-0182713	UOM JD	555TEST	Nome Community Hospital	Rush Order	\$4,189.20	Integrated	Anvik Me
Mar 16, 2021 2:52 AM PDT	Demo-0182715	price	555TEST	Nome Community Hospital	Purchase Order	\$588.28	Integrated	Anvik Me
Mar 16, 2021 2:52 AM PDT	Demo-0182714	Rush, low, high	555TEST	Nome Community Hospital	Purchase Order	\$18.16	Integrated	Anvik Me
Mar 16, 2021 2:52 AM PDT	Demo-0182716	Rush, low, high	555TEST	Nome Community Hospital	Purchase Order	\$259.32	Integrated	Anvik Me
Mar 16, 2021 12:52 AM PDT	Demo-0182709	UOM JD	555TEST	Nome Community Hospital	Drop Ship	\$2,554.99	Integrated	Anvik Me
Mar 16, 2021 12:52 AM PDT	Demo-0182705	UOM JD	555TEST	Nome Community Hospital	Rush Order	\$4,189.20	Integrated	Anvik Me
Mar 16, 2021 12:52 AM PDT	Demo-0182708	Rush, low, high	555TEST	Nome Community Hospital	Purchase Order	\$259.32	Integrated	Anvik Me
Mar 16, 2021 12:52 AM PDT	Demo-0182706	Rush, low, high	555TEST	Nome Community Hospital	Purchase Order	\$18.16	Integrated	Anvik Me
Mar 16, 2021 12:51 AM PDT	Demo-0182707	price	555TEST	Nome Community Hospital	Purchase Order	\$588.28	Integrated	Anvik Me
Mar 16, 2021 12:51 AM PDT	Demo-0182703	Consignment	555TEST	Nome Community Hospital	Consignment Order	\$2,276.09	Integrated	Anvik Me
Mar 16, 2021 12:51 AM PDT	Demo-0182704	Rush, low, high	555TEST	Nome Community Hospital	Purchase Order	\$3,891.28	Integrated	Anvik Me
Mar 15, 2021 10:52 PM PDT	Demo-0182695	Consignment	555TEST	Nome Community Hospital	Consignment Order	\$2,276.09	Integrated	Anvik Me
Mar 15, 2021 10:52 PM PDT	Demo-0182698	Rush, low, high	555TEST	Nome Community Hospital	Purchase Order	\$18.16	Integrated	Anvik Me
Mar 15, 2021 10:51 PM PDT	Demo-0182701	UOM JD	555TEST	Nome Community Hospital	Drop Ship	\$2,554.99	Integrated	Anvik Me
Mar 15, 2021 10:51 PM PDT	Demo-0182700	Rush, low, high	555TEST	Nome Community Hospital	Purchase Order	\$259.32	Integrated	Anvik Me

Instead of using the **Purchase Orders** tab to see your parked POs queue ...

Intelligent Business Rules (new)

From **Preferences**, select **Parked POs (Quick Clicks)** to make this your default landing page.

Under **Quick Clicks**, select **Parked POs** to see your queue.

Click a **PO #** link to review and manage that parked PO.

Select the **Parked POs** filter under **Quick Clicks** to see your queue and begin clearing your parked POs. Use **Preferences** to set the Parked POs queue as your default landing page. From this page, you can [search](#) for specific parked POs and create [Work Lists](#), which function the same in Intelligent Business Rules as in My Exchange Orders.

How Do I Review My Parked POs?

Order Intelligence (legacy)

Purchase Orders > PO# Demo-0182739

PO Header Hide Edit View

Buyer Org: Nome Community Hospital
 Received Date: 3/16/2021, 8:52:30 AM
 Order Type: Purchase Order
 Bill To: 154 Dover St, Phoenix, AZ 85022
 Bill To Account: 555TEST
 Order Channel: Integrated
 Sales Order #:
 Message :

PO #: Demo-0182739
 Vendor: Anvik Medical Integrated Test Supplier
 Buyer Contact: Demo Buyer
 Training - Nome Medical Center MA
 52001 N 121st
 Tigard, OR 97223-3015
 Ship To Account: 555TEST
 Reason Parked: price

PO Details

View: Exceptions Only

Sequence #	Line Number	Part Description	Status	Supplier	Part #	Qty.	UOM	QOE
1	1	OXYGEN MASK ADULT ELASTIC STYLE ELONGATED HIGH	No Catalog match	Anvik Medical Integrated Test Supplier	33-2130EA	100	EA	
2	2	DISSECTING SCISSORS 6 INCH (EA)	Parked	Anvik Medical Integrated Test Supplier	210120-E	6	EA	
3	3	ASSISTIVE DEVICE KIT 6	No Catalog match	Anvik Medical Integrated Test Supplier	3414	8	KT	

Reject Revalidate Delete Release

Instead of reviewing and managing your parked PO and line exceptions on this page ...

Intelligent Business Rules (new)

Manage Purchase Order: Demo-0208075

PO Parked by Validation Rule : Park orders with unit prices larger than \$50

Purchase Order Summary

Buyer Organization: Nome Community Hospital (EID: 104071241)
 Buyer ID: Demo Buyer
 Supplier: Anvik Medical Integrated Test Supplier
 Order Status: Parked
 PO Date: 12-02-2021 12:55 PM
 Ship To Address: 555TEST Training - Nome Medical Center MA, 52001 N 121st, Tigard, OR 97223-3015 USA

PO #: Demo-0208075
 PO Amount: \$259.32
 PO Type: Stand Alone Order
 Channel: Exchange Inbound File
 Bill To Address: 555TEST Training - Nome Medical Center MA, 154 Dover St, Phoenix, AZ 85022 USA

Case Id:
 Delivery Method:

Clear your parked PO through these [action buttons](#).

Release PO Force Release PO Stop PO Reject PO

Purchase Order Details

Total Lines: 1 | Line Status: All

Line #	Qty	UOM	QOE	Part #s	Item Description	Price	Total Price	Status
1	4	PK		SPN: 3212 EA	ACTION STRAPS BUDDY LOOPS 1" WIDE, 50 PKG	\$64.83	\$259.32	Parked

PARKED REASON:
 PO Parked by Validation Rule (Park orders with unit prices larger than \$50)

Manage PO lines through these [action buttons](#).

Stop This PO Line Reject This PO Line

Review and manage your parked PO at the line level using these [tabs](#).

Line Details
 Item Map
 Item Search
 History

Review on the **Manage Purchase Order** page. Here, you can see both a PO-level summary and line-level details. Managed the parked PO and lines through action buttons.

How Do I Correct PO Line Data?

Order Intelligence (legacy)

Purchase Orders > PO# Demo-0183037

PO Header Hide Edit View

Buyer Org : Nome Community Hospital
Received Date : 3/19/2021, 10:55:42 AM
Order Type : Purchase Order
Training - Nome Medical Center MA
154 Dover St
Phoenix, AZ 85022
Bill To Account : 555TEST
Order Channel : Integrated
Sales Order # :
Message :

Edit Line

Line Number : 1
Part # : 12345
UOM : SP
Order Quantity : 1
Supplier : Anvik Medical Integrate
Part # Type : ManufacturerPartId
Part Description : BD Visidrape™ mini p
QOE :
Unit Price : \$8.87

fields are required

Cancel Reject Continue

PO Details

View : Exceptions Only

Sequence #	Line Number	Part Description		Part #	Qty.	UOM	QOE
1	1	BD Visidrape™ mini plastic incise 41 x 41cm (16 x 16 in)	No Catalog match	Anvik Medical Integrated Test Supplier	21010	1 SP	
2	2	GOWN XXL 89075 BREATHABLE IMPERVIOUS SMART	No Catalog match	Anvik Medical Integrated Test Supplier	21030	1 EA	

Intelligent Business Rules (new)

Purchase Order Details

Total Lines: 1 Line Status: All

Line #	Qty	UOM	QOE	Part #s	Price	Total Price	Status
1	4	PK		SPN: 3212 SPN: WS0710 EAN/GTIN: 00386190001417	\$64.83	\$259.32	Parked

Item Map

any spaces entered in item map attributes will affect validation.

Supplier Part Number: 3212 → WS0710

Buyer Part Number: Add Mapping...

PZN (EU only): Add Mapping...

EAN/GTIN: 00386190001417

Item Description: ACTION STRAPS BUDDY LOOPS 1" WIDE, 50 PKG → 7cm x 10cm Cytal Wound Matrix 1-Layer

QOE: 1

UOM: PK → EA

Quantity: 4

Factor: 1

Map for all POs Nome Community Hospital (104071241) All Buyers

Remove Mapping Save Mapping

When managing a parked PO, each PO line has a tab where an item map can be built. Expand the PO line, then select the **Item Map** tab.

Instead of using the **Edit Line** window to make line-level corrections ...

Open a line on the **Manage Purchase Order** page and select the **Item Map** tab. Item mapping can be used in two ways: (1) to make one-time corrections to PO line data, or (2) to create an item map that will automatically apply corrections to future POs. In the latter use case, think of it as a rule builder that is permanent until you modify or delete it. We'll take a closer look at how to navigate and create an item map on the next page.

How Do I Navigate and Create an Item Map?

Purchase Order Details

Total Lines: 1 | Line Status: All

Line #	Qty	UOM	QOE	Part #s	Item Description	Price	Total Price	Status
1	4	PK		SPN: 3212	ACTION STRAPS BUDDY L	\$64.83	\$259.32	Parked
		EA	1	SPN: WS0710 EAN/GTIN: 00386190001417	7cm x 10cm Cytal Wound Ma			

PARKED REASON:
PO Parked by Validation Rule (Park orders with unit prices larger than \$50)

Line Details

Item Map ⓘ

Item Search

History

Incoming	
Any spaces entered in item map attributes will affect validation.	
<input checked="" type="checkbox"/>	Supplier Part Number: 3212
<input type="checkbox"/>	Buyer Part Number:
<input type="checkbox"/>	PZN (EU only):
<input type="checkbox"/>	EAN/GTIN:
<input type="checkbox"/>	Item Description: ACTION STRAPS BUDDY LOOPS 1" WIDE,
<input type="checkbox"/>	QOE:
<input checked="" type="checkbox"/>	UOM: PK
<input type="checkbox"/>	Quantity: 4

Correct To	
	WS0710
	Add Mapping...
	Add Mapping...
	00386190001417
	7cm x 10cm Cytal Wound Matrix 1-Layer
	1
	EA
	Add Mapping...

Map for this PO only

Map for all POs

Buyer Organization (Name, EID, or Ship To Account #) *
Nome Community Hospital (104071241) X

All Buyers

Remove Mapping Save Mapping

There are four main sections to note when creating an item map.
For additional info on item maps, visit our [Manage Parked POs](#) Help topic or our [Best Practices](#) resource.

1 The **Incoming** column shows the inbound item map attribute fields and values as they came in from the buyer.

2 The **Correct To** column shows the values that will be populated outbound. It stands alone, so if a value is populated here, it will update when the map is saved regardless of what toggles are selected in **Incoming**.

3 Select whether this will be a one-time map or a map that will be applied to all future POs.
To change the default option to **Map for this PO only** for your organization, contact support@ghx.com.

Toggles for each item map attribute can be enabled (blue) or disabled (gray). Toggles have no impact on the **Correct To** column at right. They only denote what will be looked at inbound.
Most North American users have **Supplier Part Number** and **UOM** toggles enabled as a default. To request that other toggles be enabled by default for your organization, contact support@ghx.com.

4 If it's for all future POs, determine whether the map should apply to just this buyer or to all buyers. Don't forget to click **Save Mapping** at bottom right to create/save your item map.

In this example, the item map will look for any PO having an SPN of 3212 and a UOM of PK (shown under **Incoming**) and will update the SPN to WS0710 and the UOM to EA (shown here under **Correct To**). Additionally, the EAN/GTIN value of 00384190001417 will be added, the Item Description will be updated to 7cm x 10cm Cytal Wound Matrix 1-Layer, and a QOE of 1 will be added.
Note that item maps can populate using info from AllSource if it can find a match and will populate every available field. In cases where you don't want certain values to be populated outbound, click the red **x** at far right to remove it from the map.

What Happened to Unit Price?

Order Intelligence (legacy)

Edit Line

Line Number : 1
Part # : 12345
UOM : SP
Order Quantity : 1
Supplier : Anvik Medical Integrate
Part # Type : ManufacturerPartId
Part Description : BD Visidrape™ mini p
QOE :
Unit Price : \$8.87

fields are required

Sequence #	Line Number	Part Description	Part #	Qty.	UOM	QOE
1	1	BD Visidrape™ mini plastic incise 41 x 41cm (16 x 16 in)	21010	1	SP	
2	2	GOWN XXL 89075 BREATHABLE IMPERVIOUS SMART	21030	1	EA	

Intelligent Business Rules (new)

PO Parked by Catalog Validation : SPN not found

You can only edit price if the PO Type is a Consignment Order

If a Consignment Order, the Line Details tab shows an Edit Line button...

and the editable Unit Price field appears here if needed

Edit line attributes

Line # : 2
Quantity : 1
UOM : BX
Item Description : 4.5C Nitrile Exam Gloves, Powdered
Supplier Number : SPN02A
Unit Price : 8.97

If your organization previously had certain consignment order permissions and used the **Unit Price** field to manually modify price at the line level...

Note that this is not standard or best practice to employ in Intelligent Business Rules. Unit price is tied to consignment orders only. Therefore, you cannot edit price at the line level in Intelligent Business Rules *unless* the **PO Type** is a **Consignment Order**. Instead, best practice is to create a map to correct line attributes that come in incorrectly with an order.

How Do I Reject a PO?

Order Intelligence (legacy)

PO Header

Buyer Org : Nome Community Hospital
Received Date : 3/19/2021, 10:55:42 AM
Order Type : Purchase Order
Training - Nome Medical Center MA
Bill To : 154 Dover St
Phoenix, AZ 85022
Bill To Account : 555TEST
Order Channel : Integrated
Sales Order # :
Message :

PO Details

View : Exceptions Only

Sequence #	Line Number	Part Description	Part #	Qty.	UOM	QOE
1	1	BD Visidrape™ mini plastic incise 41 x 41cm (16 x 16 in)	21010	1	SP	
2	2	GOWN XXL 89075 BREATHABLE IMPERVIOUS SMART	21030	1	EA	

Intelligent Business Rules (new)

Purchase Order Details

Total Lines: 1 | Line Status: All

Line #	Qty	UOM	QOE	Part #s	Item Description
1	4	PK	1	SPN: 3212 SPN: WS0710 EAN/GTIN: 00386190001417	ACTION STRAPS BUDDY LOOPS 1" WIDE, 50 PKG 7cm x 10cm Cytal Wound Matrix 1-Layer

PARKED REASON:
PO Parked by Validation Rule (Park orders with unit prices larger than \$50)

Line Details

Item Map

Item Search

History

Supplier Part Number: 3212 → WS0710
Buyer Part Number: Add Mapping...
PZN (EU only): Add Mapping...
EAN/GTIN: → 00386190001417
Item Description: ACTION STRAPS BUDDY LOOPS 1" WIDE, 50 PKG → 7cm x 10cm Cytal Wound Matrix 1-Layer
QOE: → 1

Release PO Force Release PO Stop PO Reject PO

Stop This PO Line Reject This PO Line

Typically used by North American users to reject the PO; notification is sent to buyer

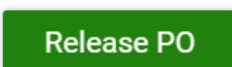
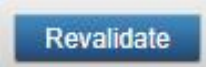





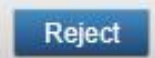
Typically used by European users; no notification is sent to buyer

Again, typically used by North American users; rejects only this line but releases the rest of the PO

Instead of clicking the **Reject** button on the **Edit Line** window ...

Use the action button called **Reject PO** to reject an entire PO or the button called **Reject This PO Line** to reject a specific PO line. Be sure to include a rejection reason when prompted. This is best practice for North American users. The **Reject** buttons kick off a POA (EDI 855) response to the buyer. The buyer sees both the rejection and the reason in My Exchange Orders, which enables them to update data in their MMIS accordingly. The action buttons you see when using Intelligent Business Rules are dependent on your organization's system configuration and GHX implementation. We'll take a closer look at what each of the PO-level action buttons does on the next page.

What Do These Action Buttons Do?

Intelligent Business Rules			Order Intelligence (if you used legacy app)
Order-level Action	When to Use	What Happens	Equivalent
	Use when you want to accept the PO as it is and return the document and its saved mappings back through the business rules processing for outbound delivery.	Reprocesses the entire PO through your business rules logic and releases it to your ERP system.	
	Use when you want to deliver the PO as it is without any further business rules processing.	<p>Depends on the selection you make from the following options:</p> <ul style="list-style-type: none"> ○ Delivers the original inbound PO version without Intelligent Business Rules changes to your ERP system ○ Delivers the PO version as it stands in its current state to your ERP system. Any changes made to item maps while managing the PO will be dropped and not executed. ○ Re-runs the catalog validation and item mapping logic and delivers the PO document in that state to your ERP. New item maps are executed for order line updates if they were added. No parking conditions will be evaluated so the PO will not park again. (Most commonly selected option) <p>To set one of these Force Release PO options as your organization's default, contact support@ghx.com</p>	
	<p>Use when you want to stop a PO without having a notification sent to your trading partner.</p> <p>Typically used by European (EU) orgs since they don't have trading partner relationships on the Exchange.</p> <p>May be used by North American (NA) orgs when they are cleaning up duplicate orders, for example.</p>	<p>Stops the entire PO from reaching your ERP but does not send a POA (EDI 855) response to the buyer.</p> <p>The outcome for the PO document itself is the same when using Stop PO and Reject PO; the latter is simply more conducive for buyer visibility among NA orgs.</p>	
	<p>Use when you want to reject a PO and have a notification sent to your trading partner.</p> <p>Typically used by NA orgs since they transact with an active, integrated buyer community on the Exchange.</p> <p>You are required to include a rejection reason that specifies correction needed by the buyer for future orders. Example reasons for rejecting a PO: item on backorder, not in stock, no longer carried, obsolete, or needs to be directed to another department.</p>	<p>Stops the entire PO from reaching your ERP and sends a POA response to the buyer to update their MMIS. The rejection is displayed in My Exchange Orders.</p> <p>To have a standardized list of rejection reasons configured for your org, which can save your users time, contact support@ghx.com or your CSM.</p>	

How Do I Manage Mappings?

Order Intelligence (legacy)

The screenshot shows the 'Correcting Rules' tab in the Order Intelligence (legacy) system. A table lists various item rules with columns for Part #, Type, Incoming, Correction, Last Modified Buyer, Last Modified By, and Last Used. A red box highlights the 'Correcting Rules' tab and the search filters. Another red box highlights the 'Edit Item Rule' dialog, which includes fields for Incoming Item (Part #, UOM, Order Quantity, Supplier, Part # Type, QOE) and Correct To (Part #, UOM, Supplier, Part # Type, QOE). The dialog also has 'Apply', 'Cancel', 'Delete', and 'Save' buttons.

Intelligent Business Rules (new)

The screenshot shows the 'Manage Mappings' tab in the Intelligent Business Rules (new) system. The interface displays a list of mappings with columns for Map ID, Supplier Part Number, Supplier UOM, Buyer Organization, and Buyer Part Number. A red box highlights the 'MANAGE MAPPINGS' tab and the 'Add a new Mapping' button. Another red box highlights the 'Edit Mapping' dialog, which includes fields for Supplier Part Number, Buyer Part Number, Supplier PZN, Supplier EAN/GTIN, Status, and UOM. The dialog also has 'Enable / disable a Mapping' and 'Factor: 1' options. The dialog also has 'Delete Mapping', 'Cancel', and 'Save' buttons.

Instead of using the **Correcting Rules** tab to manage your **Item Rules** ...

Use the **Manage Mappings** tab to review and manage the **Mappings** you have created and saved.

How Do I Manage Validation Rules (Formerly Parking Rules)?

Order Intelligence (legacy)

The screenshot shows the 'Order Intelligence (legacy)' interface with the 'Parking Rules' tab selected. A table lists existing rules with columns for Buyer, Rule Name, Order Type, Park All, Rule Conditions, and Last Modified. An 'Add' button is highlighted in the top left. A red box highlights the 'Add Parking Rule' dialog box, which includes fields for Rule Name, Order Type, Park All, Match All/Match Any, Bill To Account, and Apply rule to. A red arrow points from the 'Add' button to the dialog box.

Buyer	Rule Name	Order Type	Park All	Rule Conditions	Last Modified	Last Modified By
All Buyers	UOM JD	All Order Types	Off	UOM Equals BX	Mar 4, 2021 12:22 PM PST	anvikmedical@ghxtestsupplier.com
All Buyers		All Order Types	Off	Ship To Account Equals 12345 and Part Number Equals 789	Nov 19, 2020 8:25 AM PST	anvikmedical@ghxtestsupplier.com
All Buyers	price	All Order Types	Off	Line Cost Equals 0	Nov 19, 2020 8:24 AM PST	anvikmedical@ghxtestsupplier.com
All Buyers	Rush, low, high	All Order Types	On		Oct 6, 2020 1:42 PM PDT	nalverson@ghx.com
All Buyers	Park All GFax Orders - RM	All Order Types	Off	Order Channel Equals Fax	Sep 14, 2020 10:54 AM PDT	rmuelle@ghx.com
All Buyers	Consignment	Consignment Order	Off	Consignment Type Is Null	Aug 21, 2020 7:54 AM PDT	nalverson@ghx.com
All Buyers					Aug 18, 2020 9:51 AM PDT	anvikmedical@ghxtestsupplier.com
All Buyers					Jun 8, 2020 9:39 AM PDT	nalverson@ghx.com
All Buyers					Apr 6, 2020 1:08 PM PDT	anvikmedical@ghxtestsupplier.com

Intelligent Business Rules (new)

The screenshot shows the 'Intelligent Business Rules (new)' interface with the 'Validation Rules' tab selected. A table lists existing rules with columns for Buyer Organization, Supplier, and Rule Name. A 'BUSINESS RULES' dropdown menu is highlighted, showing 'Global Rules' and 'Validation Rules'. A red box highlights the 'Add Validation Rule' dialog box, which includes fields for Rule Name, Select finds and match methods, Find 1, Match Method 1, and Apply Rule to. A red box also highlights the 'Edit a Validation Rule' button in the table. A red box highlights the 'Add a new Validation Rule' button in the top right. A red box highlights the 'Notice the different actions you can take from the Add Validation Rule window. Actions available are based on your user role' text.

Buyer Organization	Supplier	Rule Name	Created By
	IBR Demo Supplier2		

Instead of using the **Parking Rules** tab ...



Use the **Business Rules** tab > **Validation Rules** to manage your parking rules. **Validation Rules** is an expansion of Order Intelligence's **Parking Rules**.

How Do I View Audit Details?

Order Intelligence (legacy)

The screenshot shows the 'Purchase Orders' page in the legacy system. A red box highlights the 'View Audit Log' button in the top right corner. Below it, the 'Audit Log Details' window is open, displaying a table of audit events:

Audit Date	Changed By	Description
Mar 19, 2021 10:55:43.685 AM PDT	System	PO received
Mar 19, 2021 10:55:43.730 AM PDT	System	Line 1: Status changed from "Not Accepted" to "No Catalog match"
Mar 19, 2021 10:55:43.785 AM PDT	System	Line 2: Status changed from "Not Accepted" to "No Catalog match"
Mar 19, 2021 10:55:43.830 AM PDT	System	Park Reason changed from "" to "Rush, low, high"
Mar 19, 2021 10:55:43.869 AM PDT	System	PO suspended in OI

Intelligent Business Rules (new)

The screenshot shows the 'Purchase Order Details' page in the new system. A red box highlights the 'History' button in the left sidebar. Below it, the 'Full Document History' window is open, displaying a table of historical changes:

Timestamp	Line	Item Mapping (mapping ID)	Node/Field	Description
03-26-2021 03:44 AM	1	Item Mapping (mapping ID = 6785054)	Node/field [Quantity Of Each]	created with value [50] using [REPLACE_OR_CREATE] operator
03-26-2021 03:44 AM	2	Item Mapping (mapping ID = 15534242)	Node/field [Quantity Of Each]	created with value [20] using [REPLACE_OR_CREATE] operator
03-26-2021 03:44 AM	1	Item Mapping (mapping ID = 6785054)	Field [Unit Price]	changed using [DIVIDE_BY_AND_ROUND] operator from [15.95] to [15.95000]
03-26-2021 03:44 AM	1	Item Mapping (mapping ID = 6785054)	Node/field [EAN/GTIN]	created with value [1010444786290] using [REPLACE_OR_CREATE] operator
03-26-2021 03:44 AM	2	Item Mapping (mapping ID = 15534242)	Node/field [EAN/GTIN]	created with value [1010444700299] using [REPLACE_OR_CREATE] operator
03-26-2021 03:44 AM	1	Item Mapping (mapping ID = 6785054)	Field [Supplier Part Number]	changed using [REPLACE_OR_CREATE] operator from [SPN01A01A] to [SPN01A]
03-26-2021 03:44 AM	1	Data Cleansing	Field [Supplier Part Number]	changed using [CLEAR_PART] operator from [SPN01A-01A] to [SPN01A01A]

To see line-level audit details, select **History**. This shows you business rules that have influenced your order. It gives you visibility to data cleansing and enrichment, including application of item mappings

To see order-level audit details, select **PO View** at the top right of the **Manage Purchase Order** page, then scroll down to **Full Document History**

Instead of using **View Audit Log** to see what historical changes occurred at both the order and individual line levels up to the point that an order is parked in Order Intelligence ...

See what historical changes occurred at both the order and individual line levels up to the point an order is parked, as well as *after* it has processed through. Intelligent Business Rules is more than simply a parked view. It shows a full audit even on orders that never parked so you can always see how your automation is working.

How Do I Find More Intelligent Business Rules Help?

The screenshot displays the GHX Orders application interface. At the top, the navigation bar includes 'GHX Orders', user information 'demo@ibr-supplier.org @ IBR Demo Supplier2', and a 'Help' dropdown menu. The 'Help' dropdown is highlighted with a red box and contains a 'Help Link' option. A red callout box points to this 'Help Link' with the text: 'For additional help using Intelligent Business Rules when logged into the application, click the Help dropdown and select Help Link.'

The main content area shows a list of orders. The table has the following columns: 'Flagged', 'PO #', 'Ship To Account #', 'Received Date', 'Buyer Organization', 'Supplier', 'Parked Reason', and 'PO Ty'. The first few rows of the table are as follows:

Flagged	PO #	Ship To Account #	Received Date	Buyer Organization	Supplier	Parked Reason	PO Ty
<input type="checkbox"/>	IBRDEMO-0021173	700971345	03-26-2021 03:44 AM	IBR Demo Provider	IBR Demo Supplier2	PO Parked by Catalog Validation	Stand Alone
<input type="checkbox"/>	IBRDEMO-0021188	700971345	03-26-2021 09:45 PM	IBR Demo Provider	IBR Demo Supplier2	PO Parked by Catalog Validation	Stand Alone
<input type="checkbox"/>	IBRDEMO-0021193	700971345	03-27-2021 03:46 AM	IBR Demo Provider	IBR Demo Supplier2	PO Parked by Catalog Validation	Stand Alone
<input type="checkbox"/>	IBRDEMO-0021198	700971345	03-27-2021 09:46 AM	IBR Demo Provider	IBR Demo Supplier2	PO Parked by Catalog Validation	Stand Alone
<input type="checkbox"/>	IBRDEMO-0021203	700971345	03-27-2021 03:46 PM	IBR Demo Provider	IBR Demo Supplier2	PO Parked by Catalog Validation	Stand Alone
<input type="checkbox"/>	IBRDEMO-0021208	700971345	03-27-2021 09:46 PM	IBR Demo Provider	IBR Demo Supplier2	PO Parked by Catalog Validation	Stand Alone
<input type="checkbox"/>	IBRDEMO-0021213	700971345	03-28-2021 03:46 AM	IBR Demo Provider	IBR Demo Supplier2	PO Parked by Catalog Validation	Stand Alone
<input type="checkbox"/>	IBRDEMO-0021218	700971345	03-28-2021 09:46 AM	IBR Demo Provider	IBR Demo Supplier2	PO Parked by Catalog Validation	Stand Alone
<input type="checkbox"/>	IBRDEMO-0021223	700971345	03-28-2021 03:46 PM	IBR Demo Provider	IBR Demo Supplier2	PO Parked by Catalog Validation	Stand Alone
<input type="checkbox"/>	IBRDEMO-0021228	700971345	03-28-2021 09:46 PM	IBR Demo Provider	IBR Demo Supplier2	PO Parked by Catalog Validation	Stand Alone
<input type="checkbox"/>	IBRDEMO-0021233	700971345	03-29-2021 03:47 AM	IBR Demo Provider	IBR Demo Supplier2	PO Parked by Catalog Validation	Stand Alone
<input type="checkbox"/>	IBRDEMO-0021238	700971345	03-29-2021 09:47 AM	IBR Demo Provider	IBR Demo Supplier2	PO Parked by Catalog Validation	Stand Alone
<input type="checkbox"/>	IBRDEMO-0021243	700971345	03-29-2021 03:47 PM	IBR Demo Provider	IBR Demo Supplier2	PO Parked by Catalog Validation	Stand Alone
<input type="checkbox"/>	IBRDEMO-0021248	700971345	03-29-2021 09:47 PM	IBR Demo Provider	IBR Demo Supplier2	PO Parked by Catalog Validation	Stand Alone